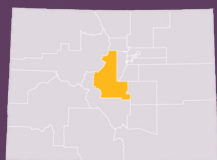




Local Data Profile 2025



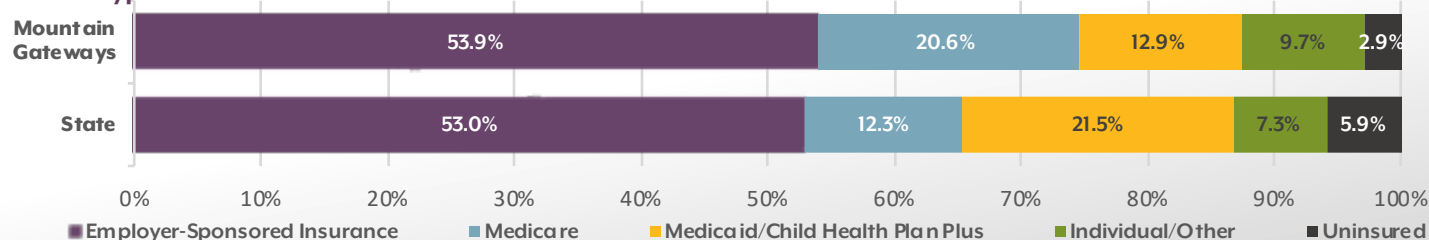
Region 17

Park, Teller, Clear Creek, Gilpin counties

More analysis online

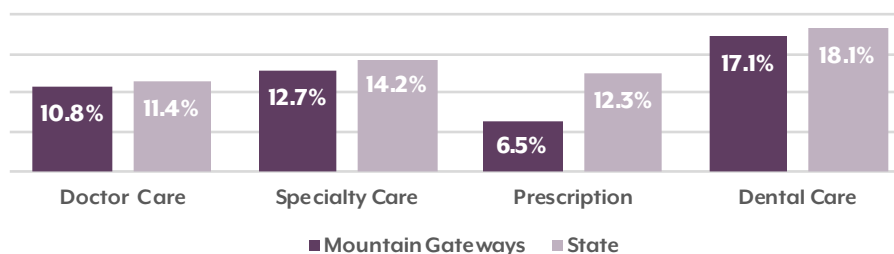


Insurance Types



Affordability and Cost of Care

Did not get care because of cost in the past 12 months, by type of care



Surprise Bills

Had an unexpected bill for medical services in the past year

22.9%

State: **27.3%**

Ability

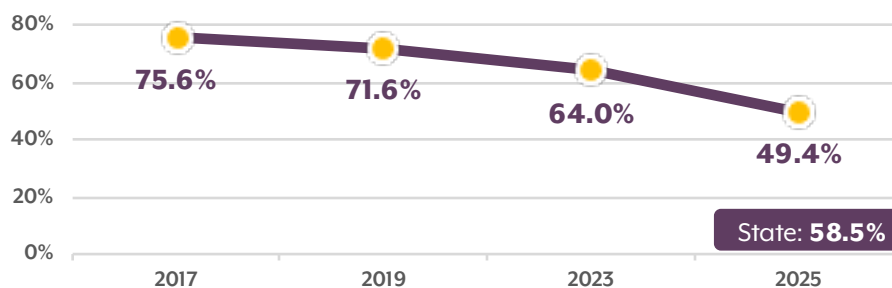
Had difficulty performing daily activities because of any physical/mental/emotional conditions

9.9%

State
12.6%

Opinions on the Health Care System

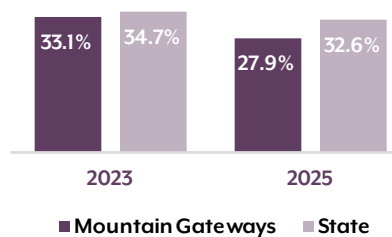
Percentage of people who agreed that the current Colorado health care system meets their family's needs



This question was not asked in 2021. The 2023 question introduced a neutral option.

Telemedicine

Used telemedicine in the past year



Broadband

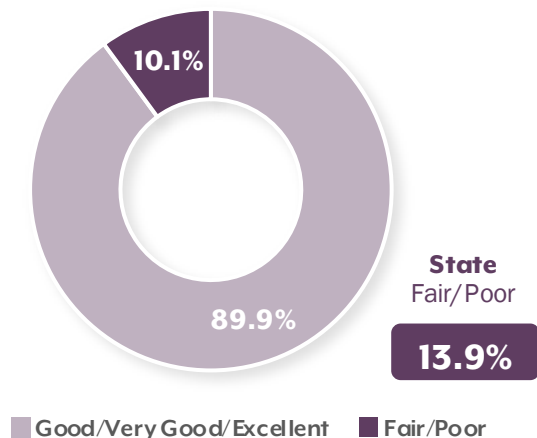
Households that did not have broadband internet service



7.6%

State: **5.3%**

General Health: Self-reported



Long COVID: People age 16 and older with COVID symptoms lasting three months

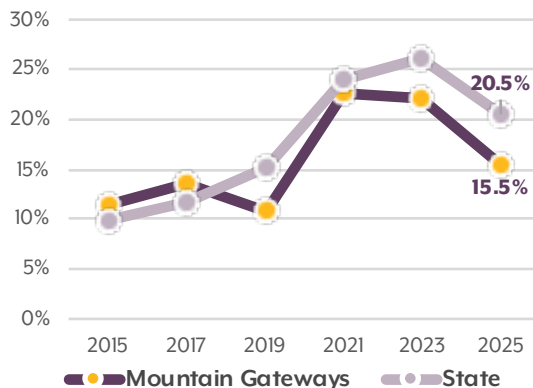
5.5% State 6.4%

Had a Primary Care Visit



Mental Health

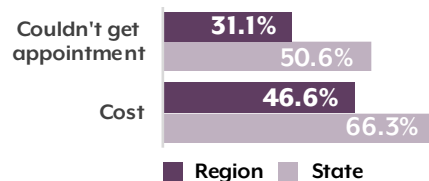
Eight or more days of poor mental health in the past month



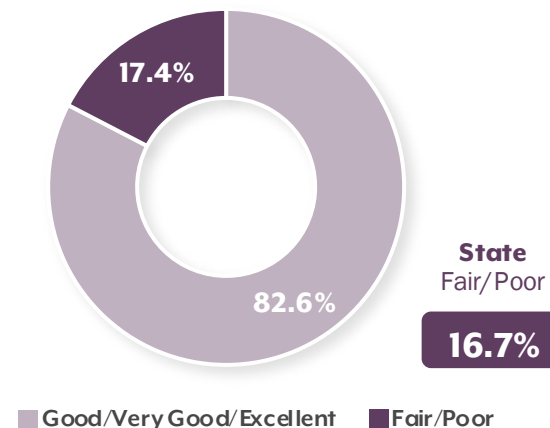
Needed but didn't get mental health care

9.8% State 12.9%

Reasons for not getting needed care



Oral Health: Self-reported



Saw a dentist or hygienist in the past year

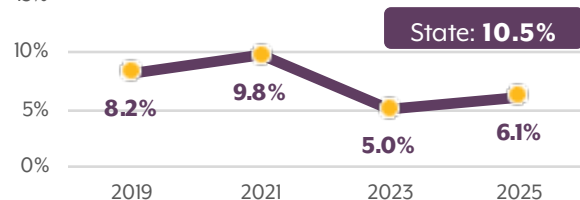


Had dental insurance State

79.1% 81.0%

Food Security

Ate less than they thought they should in the past year because there wasn't enough money for food



Housing

Worried about having stable housing in the next two months

4.7%

State: 5.8%

Had trouble paying rent or mortgage in the past year

8.4%

State: 11.3%

Loneliness

Often felt left out, isolated from others, or lacking companionship

State: Lonely

21.7%

